

CREDIT OPINION

8 July 2019

Update

✓ Rate this Research

RATINGS

Banque Cantonale Vaudoise

Domicile	Switzerland
Long Term CRR	A1
Type	LT Counterparty Risk Rating - Fgn Curr
Outlook	Not Assigned
Long Term Debt	Not Assigned
Long Term Deposit	Aa2
Type	LT Bank Deposits - Fgn Curr
Outlook	Stable

Please see the [ratings section](#) at the end of this report for more information. The ratings and outlook shown reflect information as of the publication date.

Contacts

Andrea Wehmeier +49.69.70730.782
VP-Senior Analyst
andrea.wehmeier@moodys.com

Alexander Hendricks, +49.69.70730.779
CFA
Associate Managing Director
alexander.hendricks@moodys.com

CLIENT SERVICES

Americas 1-212-553-1653
Asia Pacific 852-3551-3077
Japan 81-3-5408-4100
EMEA 44-20-7772-5454

Banque Cantonale Vaudoise

Update to credit analysis

Summary

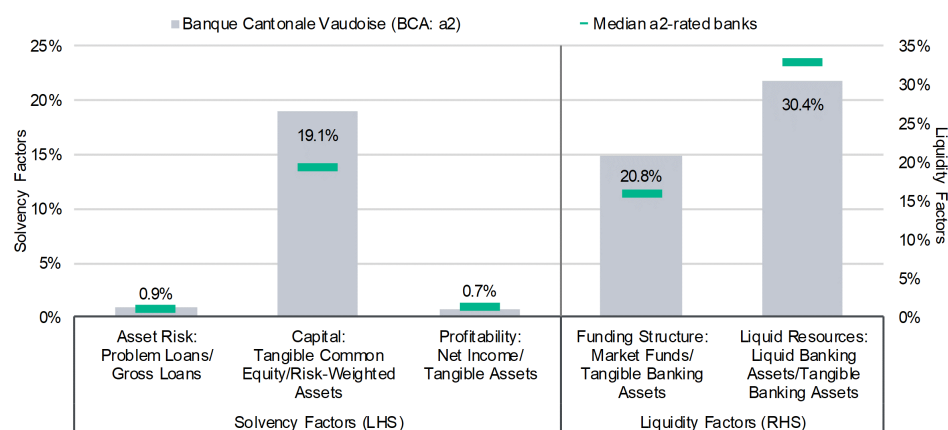
We assign Aa2(stable)/P-1 deposit ratings to [Banque Cantonale Vaudoise](#) (BCV). We also assign an a2 Baseline Credit Assessment (BCA), an a2 Adjusted BCA and A1(cr)/P-1(cr) Counterparty Risk Ratings (CRRs).

Banque Cantonale Vaudoise's (BCV) Aa2 deposit ratings reflect its a2 Baseline Credit Assessment (BCA), the application of our Advanced Loss Given Failure (LGF) analysis to its liabilities, resulting in two notches of rating uplift for deposits, and one notch rating uplift from (local) government support for BCV, because of the majority ownership by the Canton of Vaud and the bank's important role in the region.

BCV's a2 BCA reflects its strong financial profile, in particular relatively low balance sheet risks, despite displaying a high concentration in the Canton of Vaud's real estate market and its strong capitalization, which, - despite high pay-out of profits -- provide a sound buffer for adverse developments. The BCA further reflects BCV's above-average profitability levels among Swiss banking peers and its strong deposit funding base as well as its sizeable liquid resources.

Exhibit 1

Rating Scorecard - Key financial ratios



Source: Moody's Financial Metrics

Credit strengths

- » BCV has strong capital adequacy ratios, which provide a substantial buffer against downside risks.
- » The bank displays sustainable profitability, which exceeds that of its peers.
- » The bank's strong liquid resources and stable deposit base safeguard its sound liquidity profile.

Credit challenges

- » BCV's mortgage loan book remains a key asset risk in a real estate market with elevated price levels, although its real estate loan book growth has slowed down.
- » The bank's high dividend payouts limit its capital generation capacity.
- » BCV has increased its market funding to support its profit generation capacity via its repo business.

Outlook

The outlook on BCV's ratings is stable because we do not expect any significant change in the bank's credit fundamentals, a downturn in the Swiss real estate market or a change in the bank's ownership over the next 12-18 months.

Factors that could lead to an upgrade

- » BCV's deposit ratings could be upgraded if (1) stronger fundamentals justify an upgrade of the bank; or (2) the volume of its senior unsecured or further subordinated instruments increases, leading to an additional rating uplift (as assessed in our Advanced LGF analysis, provided our government support assumption remains unchanged).
- » Upward pressure on the bank's BCA could result from a combination of sustainably improved solvency and liquidity profiles.

Factors that could lead to a downgrade

- » BCV's deposit ratings could be downgraded if (1) weaker fundamentals justify a downgrade of the bank; or (2) the volume of deposits decreases, leading to a lower rating uplift (as assessed in our Advanced LGF analysis, provided our government support assumption remains unchanged). The latest takes into account the Canton of Vaud's long-standing majority ownership, although without an explicit statutory guarantee, and the canton's creditworthiness.
- » A substantial deterioration in the credit profile of the Canton of Vaud or an increased likelihood that the canton's stake in BCV (67%) will fall below the 50.1% legal threshold could also lead to a downgrade of BCV's long-term deposit ratings.
- » Negative pressure on BCV's BCA could result from a (1) a deterioration in the current strong funding situation, illustrated by the bank's liquid resources significantly exceeding confidence-sensitive market funding; and (2) a sustained and significant weakening of its solvency profile, affecting asset quality, capital and the bank's earnings generation capacity.

This publication does not announce a credit rating action. For any credit ratings referenced in this publication, please see the ratings tab on the issuer/entity page on www.moody's.com for the most updated credit rating action information and rating history.

Key indicators

Exhibit 2

Banque Cantonale Vaudoise (Consolidated Financials) [1]

	12-18 ²	12-17 ³	12-16 ³	12-15 ³	12-14 ³	CAGR/Avg ⁴
Total Assets (CHF Billion)	47.9	45.4	44.1	43.4	41.8	3.4 ⁵
Total Assets (USD Billion)	48.6	46.6	43.4	43.4	42.1	3.6 ⁵
Tangible Common Equity (CHF Billion)	3.5	3.4	3.4	3.4	3.3	1.5 ⁵
Tangible Common Equity (USD Billion)	3.6	3.5	3.3	3.4	3.3	1.7 ⁵
Problem Loans / Gross Loans (%)	0.7	0.8	1.0	1.2	1.4	1.0 ⁶
Tangible Common Equity / Risk Weighted Assets (%)	19.1	18.9	19.3	20.3	19.7	19.5 ⁷
Problem Loans / (Tangible Common Equity + Loan Loss Reserve) (%)	6.5	6.5	9.0	9.8	12.1	8.8 ⁶
Net Interest Margin (%)	1.1	1.1	1.1	1.2	1.3	1.1 ⁶
PPI / Average RWA (%)	2.2	2.2	2.2	2.5	2.4	2.3 ⁷
Net Income / Tangible Assets (%)	0.7	0.7	0.7	0.7	0.7	0.7 ⁶
Cost / Income Ratio (%)	58.6	59.0	60.1	58.4	60.3	59.3 ⁶
Market Funds / Tangible Banking Assets (%)	20.8	18.4	18.9	18.7	16.7	18.7 ⁶
Liquid Banking Assets / Tangible Banking Assets (%)	30.4	29.7	28.5	27.9	24.2	28.1 ⁶
Gross Loans / Due to Customers (%)	101.5	99.4	102.3	102.1	104.2	101.9 ⁶

[1]All figures and ratios are adjusted using Moody's standard adjustments. [2]Basel II; LOCAL GAAP. [3]Basel III; LOCAL GAAP. [4]May include rounding differences due to scale of reported amounts. [5]Compound Annual Growth Rate (%) based on time period presented for the latest accounting regime. [6]Simple average of periods presented for the latest accounting regime.

[7]Simple average of Basel II periods presented.

Source: Moody's Investors Service; Company Filings

Profile

Banque Cantonale Vaudoise (BCV) is Switzerland's second-largest cantonal bank, with total assets of CHF47.9 billion as of year-end 2018. The bank was established in 1845 by the Vaud Cantonal Parliament as a corporation organised under public law.

BCV has a corporate mandate to contribute to the economic development of its home region, the Canton of Vaud, and also to provide mortgage financing there. Other than operating in its traditional areas of business, including retail banking (deposit-taking and lending) and wealth management, the bank is engaged in corporate banking and select trade financing operations in commodities. Through these activities, the bank is also exposed to other cantons in Switzerland and, to a limited extent, overseas markets.

As of the end of December 2018, the Canton of Vaud held a 67% stake in the bank. Unlike most Swiss cantonal banks, BCV does not benefit from an explicit guarantee of the canton.

Macro Profile

BCV is predominantly active in its Swiss home canton, which aligns its Macro Profile with that of Switzerland at [Very Strong-](#).

Detailed credit considerations

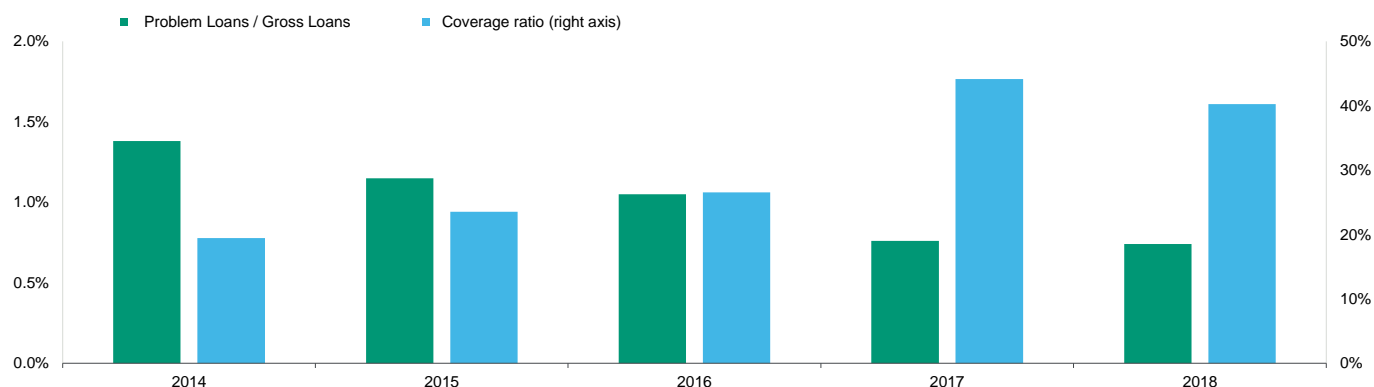
Improving asset quality, although regional concentrations remain

We assign an Asset Risk score of a2 to BCV, three notches below the Macro-Adjusted historical score of aa2. The negative adjustment reflects the bank's geographical concentrations and the tail risks associated with its mortgage book.

BCV's asset quality remained at very sound levels over the past years, reflecting the bank's strong focus on credit risk and its conservative credit risk management. The problem loan ratio remained stable at 0.7% (according to our definitions) as of year-end 2018, reaching a bottom after a continuous decline in nonperforming loans since 2010. The average loan/value of BCV's real estate loan exposures remained at around 50%, at the lower end compared with those of its closest peers among Swiss cantonal banks. We do not expect BCV to be immediately affected by the moderate negative price movements in the Vaud real estate market.

BCV's loan book remains concentrated in the dynamic Vaud region, a region supported by strong demographical factors but constrained by still-high house prices. While we take into account the recent slowdown in real estate prices and the lower transaction volume, the bank remains susceptible to shocks potentially emanating from the domestic real estate market or during a prolonged period of weaker economic growth in Switzerland, despite the modest growth in its mortgage loan book since 2013.

Exhibit 3

BCV's problem loan ratio is gradually decreasing

Problem loan ratio in accordance with our definitions; since 2018, according to IFRS 9 reporting standards.

Sources: Company reports, Moody's Investors Service

Solid capital adequacy ratios are a strong mitigant

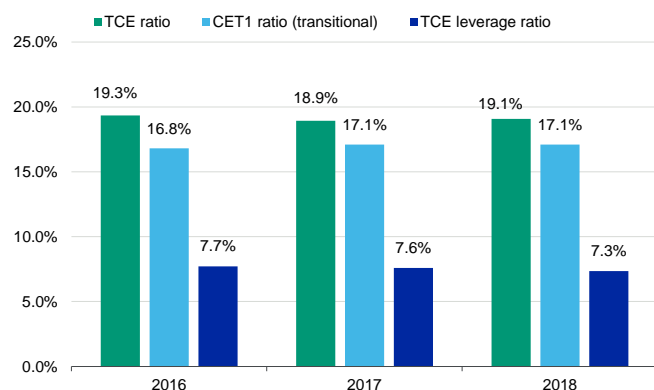
We assign a aa2 Capital score to BCV, one notch below the initial score of aa1. The assigned score reflects an expected decline in the capital ratios, given the bank's high dividend payouts to its majority owner and shareholders, which amounted to around 90% of its net profit in recent years. Tangible common equity as a percentage of risk-weighted assets stood at 19.1% as of the year-end 2018, up from 18.9% as of year-end 2017.

For 2019 and beyond, we expect BCV to maintain its strong capital adequacy ratios, including strong leverage, and thus a significant buffer over and above its announced 13.8% long-term minimum Common Equity Tier 1 capital ratio target.

As a category 3 institution, according to the Swiss Financial Market Supervisory Authority (FINMA) definition, BCV must maintain an adequacy target, with a (total) capital ratio of at least 12.8%. Since January 2016 and because of the low-yield environment, FINMA has temporarily increased the minimum capital target for BCV to 13.8% to take into account the bank's interest rate risk exposure. As of year-end 2018, BCV reported stable Common Equity Tier 1 capital and total capital ratios of 17.1% and 17.2%, respectively.

Although the bank uses an internal ratings-based approach, in contrast to its peers (the regional and cantonal banks in Switzerland), the leverage ratio indicates that the chosen model approach is conservative, not pushing risk weights to an excessively low level. BCV's leverage ratio increased to a solid 7.3% as of year-end 2018 from 6.5% as of year-end 2017.

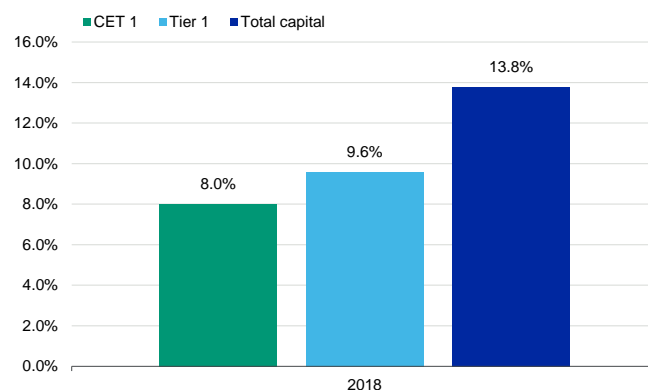
Exhibit 4

BCV comfortably exceeds its capital requirements

TCE = Tangible common equity (our calculation); CET1 = Common Equity Tier 1 capital.

Sources: Company reports, Moody's Investors Service

Exhibit 5

BCV's capital requirements

Source: Company reports

Above-average profitability and efficiency metrics persist despite a difficult market environment

BCV's assigned Profitability score of baa2 is in line with the Macro-Adjusted historical score, reflecting the bank's stronger profitability than that of its regional peers in Switzerland. In our view, this profitability provides BCV with a substantial buffer against losses potentially arising from adverse developments. As of year-end 2018, BCV recorded net income/tangible assets of 0.7%, stable versus that in the previous years.

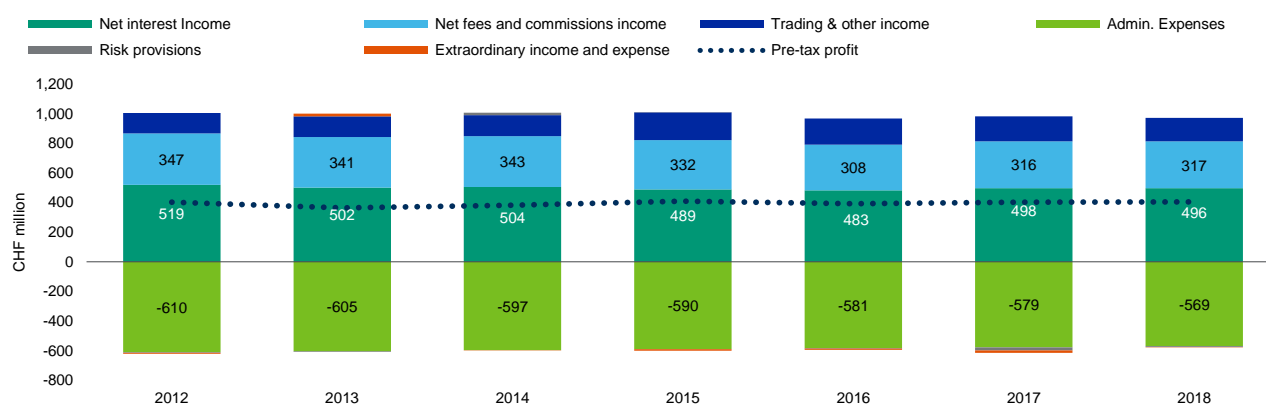
BCV's profitability metrics will continue to display sound underlying performance because of the bank's comparatively diverse earnings split, thereby protecting its revenue base better against adverse developments resulting from the low interest rate environment compared with that of its Swiss peers. We also expect risk costs to remain low, supported by a continued benign credit environment.

BCV's net income (Swiss GAAP) for 2018 increased to CHF350 million from CHF320 million in 2017. The increase is mainly explained by a one-off effect, as net interest income was stable at CHF496 million, as well as fee and commission income at CHF317 million, while trading income declined to CHF128 million from CHF134 million. Good cost management further contributed to the bank's efficiency indicators. The bank's cost-to-income ratio of 58.6%, according to our definition, as of the end of year-end 2018 still compares very favourably with that of its peers.

BCV's assets under management increased in 2018. The absolute size of assets under management was CHF87.6 billion as of year-end 2018, up from CHF86.5 billion as of year-end 2017. Net new money remained a positive balance, with strong domestic inflows (CHF4.5 billion) more than offsetting offshore outflows (CHF0.5 billion) and the impact of the financial market downturn.

Exhibit 6

BCV displays a relatively diverse earnings split



Sources: Company reports, Moody's Financial Metrics, Moody's Investors Service estimates

Stable deposit base supports BCV's sound funding profile

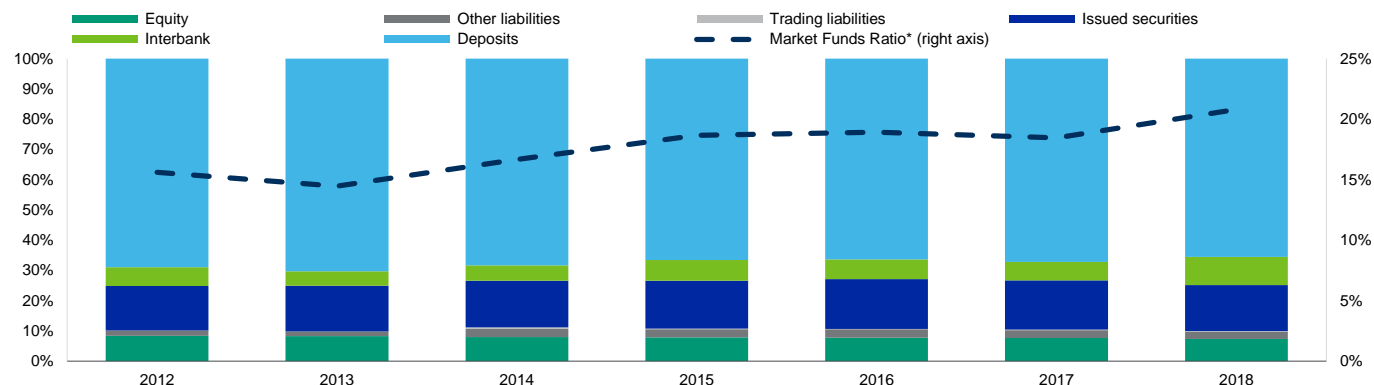
We assign an a3 Funding Structure score to BCV, which is one notch above the initial score. The assigned score takes into account BCV's stable base of customer deposits, which rose to CHF31.4 billion as of year-end 2018 (66% of total assets). The bank's loan-to-deposit ratio has been stable at around 100% in recent years.

Further, the bank complemented its deposit funding with a stable CHF5.5 billion in covered bonds and around CHF1.0 billion in senior unsecured bonds and CHF0.8 billion in structured bonds as of year-end 2018. Due to financial institutions, however, almost doubled to CHF2.7 billion in 2018, reflecting higher repo activities, helping to stabilise the bank's profitability.

Exhibit 7

BCV has a strong deposit franchise

Extent of market funding gradually increased over recent periods



*Market funds ratio = Market funds/tangible banking assets.

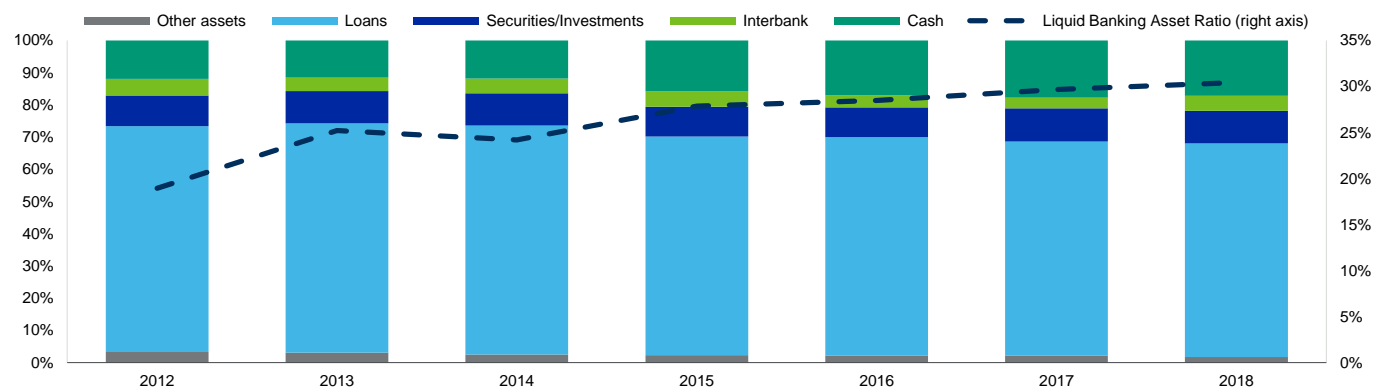
Sources: Company reports, Moody's Investors Service

Strong liquidity safeguards BCV's liquidity profile

The assigned a2 Liquid Resources score (one notch below the initial score) reflects the bank's sound liquidity management and liquid assets, which clearly exceed confidence-sensitive market funding resources.

CHF8.2 billion of cash as of year-end 2018 (up from CHF8.0 billion as of year-end 2017), CHF3.7 billion of mostly repo-eligible financial investments and CHF1.9 billion of interbank assets mitigate potential funding risks. The bank's liquid assets of 30% of tangible banking assets still significantly exceed its market funding dependence of 21% of tangible banking assets.

Exhibit 8

BCV's balance-sheet liquidity is slightly increasing

Liquid banking assets ratio = Liquid assets/tangible banking assets.

Sources: Company reports, Moody's Investors Service

Support and structural considerations**Loss Given Failure (LGF) analysis**

BCV is subject to Swiss banking regulations, which we consider an operational resolution regime. We, therefore, apply our Advanced LGF analysis, considering the risks faced by the different debt and deposit classes across the liability structure at failure. We assume residual tangible common equity of 3% and losses post-failure of 8% of tangible banking assets, a 25% run-off in junior wholesale deposits and a 5% run-off in preferred deposits, and assign a 100% probability to deposits being preferred to senior unsecured debt, thereby reflecting depositor preference by law in Switzerland.

Our Advanced LGF analysis indicates a very low loss given failure for BCV's junior deposits, leading to two notches of rating uplift from the bank's a2 Adjusted BCA.

Government support considerations

BCV's long-term deposit ratings benefit from one notch of government support uplift, taking into account (1) the high probability of regional and local government support from the Canton of Vaud, the majority owner of the bank; and (2) its strong local market position in retail and commercial (largely small and medium-sized enterprises) banking.

Counterparty Risk Ratings (CRRs)

CRRs are opinions of the ability of entities to honour the uncollateralised portion of non-debt counterparty financial liabilities (CRR liabilities) and also reflect the expected financial losses in the event such liabilities are not honoured. CRRs are distinct from ratings assigned to senior unsecured debt instruments and from issuer ratings because they reflect that in a resolution, CRR liabilities might benefit from preferential treatment compared with senior unsecured debt. Examples of CRR liabilities include the uncollateralised portion of payables arising from derivatives transactions and the uncollateralised portion of liabilities under sale and repurchase agreements.

BCV's CRRs are positioned at A1/P-1

The CRRs are positioned one notch above the bank's a2 Adjusted BCA, reflecting the high loss given failure from the low volume of instruments that are subordinated to CRR liabilities. Its positioning reflects the depositor preference in Switzerland, the resulting rank ordering of Counterparty Risk exposures below deposits and the volume of instruments ranking below Counterparty Risk exposures, such as senior debt and equity. The CRR further continues to benefit from one notch of government support uplift.

Counterparty Risk (CR) Assessment

A CR Assessment is an opinion of how counterparty obligations are likely to be treated if a bank fails and are distinct from debt and deposit ratings in that they (1) consider only the risk of default rather than both the likelihood of default and the expected financial loss suffered in the event of default, and (2) apply to counterparty obligations and contractual commitments rather than debt or deposit instruments. The CR Assessment is an opinion of the counterparty risk related to a bank's covered bonds, contractual performance obligations (servicing), derivatives (for example, swaps), letters of credit, guarantees and liquidity facilities.

BCV's CR Assessment is positioned at Aa3(cr)/P-1(cr)

The bank's CR Assessment is positioned two notches above the bank's a2 Adjusted BCA. The CR Assessment's positioning reflects the depositor preference in Switzerland, the resulting rank ordering of Counterparty Risk exposures below deposits and the volume of instruments ranking below Counterparty Risk exposures, such as senior debt and equity. The CR Assessment further continues to benefit from one notch of government support uplift.

Methodology and scorecard

Methodology

The principal methodology we used in rating BCV was [Banks](#), published in August 2018.

About Moody's Bank Scorecard

Our scorecard is designed to capture, express and explain in summary form our Rating Committee's judgement. When read in conjunction with our research, a fulsome presentation of our judgement is expressed. As a result, the output of our scorecard may materially differ from that suggested by raw data alone (though it has been calibrated to avoid the frequent need for strong divergence). The scorecard output and the individual scores are discussed in rating committees and may be adjusted up or down to reflect conditions specific to each rated entity.

Rating methodology and scorecard factors

Exhibit 9

Banque Cantonale Vaudoise

Macro Factors

Weighted Macro Profile	Very Strong -	100%					
Factor	Historic Ratio	Macro Adjusted Score	Credit Trend	Assigned Score	Key driver #1	Key driver #2	
Solvency							
Asset Risk							
Problem Loans / Gross Loans	0.8%	aa2	↔	a2	Geographical concentration	Quality of assets	
Capital							
Tangible Common Equity / Risk Weighted Assets (Basel III - transitional phase-in)	19.1%	aa1	↔	aa2	Risk-weighted capitalisation	Capital retention	
Profitability							
Net Income / Tangible Assets	0.7%	baa2	↔	baa2	Return on assets	Expected trend	
Combined Solvency Score		aa3		a2			
Liquidity							
Funding Structure							
Market Funds / Tangible Banking Assets	20.8%	baa1	↔	a3	Extent of market funding reliance	Market funding quality	
Liquid Resources							
Liquid Banking Assets / Tangible Banking Assets	30.4%	a1	↔	a2	Stock of liquid assets	Quality of liquid assets	
Combined Liquidity Score		a3		a3			
Financial Profile				a2			
Qualitative Adjustments				Adjustment			
Business Diversification				0			
Opacity and Complexity				0			
Corporate Behavior				0			
Total Qualitative Adjustments				0			
Sovereign or Affiliate constraint				Aaa			
Scorecard Calculated BCA range				a1 - a3			
Assigned BCA				a2			
Affiliate Support notching				0			
Adjusted BCA				a2			

Balance Sheet				In-scope (CHF Million)		% In-scope		At failure (CHF Million)		% At failure	
Other liabilities				15,035		31.4%		16,872		35.3%	
Deposits				31,382		65.6%		28,181		58.9%	
Preferred deposits				23,223		48.5%		22,062		46.1%	
Junior Deposits				8,159		17.1%		6,119		12.8%	
Senior unsecured bank debt								1,364		2.9%	
Equity				1,436		3.0%		1,436		3.0%	
Total Tangible Banking Assets				47,853		100.0%		47,853		100.0%	
Debt Class		De jure waterfall		De facto waterfall		Notching		LGF notching guidance versus BCA	Assigned LGF notching	Additional notching	Preliminary Rating Assessment
		Instrument subordination	Sub- ordination subordination	Instrument subordination	Sub- ordination subordination	De jure	De facto				
Counterparty Risk Rating		5.9%	5.9%	5.9%	5.9%	-1	-1	-1	0	0	a2
Counterparty Risk Assessment		5.9%	5.9%	5.9%	5.9%	0	0	0	1	0	a1(cr)
Deposits		18.6%	5.9%	18.6%	5.9%	2	2	2	2	0	aa3

Instrument Class	Loss Given Failure notching	Additional notching	Preliminary Rating Assessment	Government Support notching	Local Currency rating	Foreign Currency rating
Counterparty Risk Rating	0	0	a2	-	A1	A1
Counterparty Risk Assessment	1	0	a1(cr)	-	Aa3(cr)	
Deposits	2	0	aa3	-	Aa2	Aa2

[1]Where dashes are shown for a particular factor (or sub-factor), the score is based on non-public information.

Source: Moody's Investors Service

Ratings

Exhibit 10

Category	Moody's Rating
BANQUE CANTONALE VAUDOISE	
Outlook	Stable
Counterparty Risk Rating	A1/P-1
Bank Deposits	Aa2/P-1
Baseline Credit Assessment	a2
Adjusted Baseline Credit Assessment	a2
Counterparty Risk Assessment	Aa3(cr)/P-1(cr)

Source: Moody's Investors Service

© 2019 Moody's Corporation, Moody's Investors Service, Inc., Moody's Analytics, Inc. and/or their licensors and affiliates (collectively, "MOODY'S"). All rights reserved.

CREDIT RATINGS ISSUED BY MOODY'S INVESTORS SERVICE, INC. AND ITS RATINGS AFFILIATES ("MIS") ARE MOODY'S CURRENT OPINIONS OF THE RELATIVE FUTURE CREDIT RISK OF ENTITIES, CREDIT COMMITMENTS, OR DEBT OR DEBT-LIKE SECURITIES, AND MOODY'S PUBLICATIONS MAY INCLUDE MOODY'S CURRENT OPINIONS OF THE RELATIVE FUTURE CREDIT RISK OF ENTITIES, CREDIT COMMITMENTS, OR DEBT OR DEBT-LIKE SECURITIES. MOODY'S DEFINES CREDIT RISK AS THE RISK THAT AN ENTITY MAY NOT MEET ITS CONTRACTUAL FINANCIAL OBLIGATIONS AS THEY COME DUE AND ANY ESTIMATED FINANCIAL LOSS IN THE EVENT OF DEFAULT OR IMPAIRMENT. SEE MOODY'S RATING SYMBOLS AND DEFINITIONS PUBLICATION FOR INFORMATION ON THE TYPES OF CONTRACTUAL FINANCIAL OBLIGATIONS ADDRESSED BY MOODY'S RATINGS. CREDIT RATINGS DO NOT ADDRESS ANY OTHER RISK, INCLUDING BUT NOT LIMITED TO: LIQUIDITY RISK, MARKET VALUE RISK, OR PRICE VOLATILITY. CREDIT RATINGS AND MOODY'S OPINIONS INCLUDED IN MOODY'S PUBLICATIONS ARE NOT STATEMENTS OF CURRENT OR HISTORICAL FACT. MOODY'S PUBLICATIONS MAY ALSO INCLUDE QUANTITATIVE MODEL-BASED ESTIMATES OF CREDIT RISK AND RELATED OPINIONS OR COMMENTARY PUBLISHED BY MOODY'S ANALYTICS, INC. CREDIT RATINGS AND MOODY'S PUBLICATIONS DO NOT CONSTITUTE OR PROVIDE INVESTMENT OR FINANCIAL ADVICE, AND CREDIT RATINGS AND MOODY'S PUBLICATIONS ARE NOT AND DO NOT PROVIDE RECOMMENDATIONS TO PURCHASE, SELL, OR HOLD PARTICULAR SECURITIES. NEITHER CREDIT RATINGS NOR MOODY'S PUBLICATIONS COMMENT ON THE SUITABILITY OF AN INVESTMENT FOR ANY PARTICULAR INVESTOR. MOODY'S ISSUES ITS CREDIT RATINGS AND PUBLISHES MOODY'S PUBLICATIONS WITH THE EXPECTATION AND UNDERSTANDING THAT EACH INVESTOR WILL, WITH DUE CARE, MAKE ITS OWN STUDY AND EVALUATION OF EACH SECURITY THAT IS UNDER CONSIDERATION FOR PURCHASE, HOLDING, OR SALE.

MOODY'S CREDIT RATINGS AND MOODY'S PUBLICATIONS ARE NOT INTENDED FOR USE BY RETAIL INVESTORS AND IT WOULD BE RECKLESS AND INAPPROPRIATE FOR RETAIL INVESTORS TO USE MOODY'S CREDIT RATINGS OR MOODY'S PUBLICATIONS WHEN MAKING AN INVESTMENT DECISION. IF IN DOUBT YOU SHOULD CONTACT YOUR FINANCIAL OR OTHER PROFESSIONAL ADVISER. ALL INFORMATION CONTAINED HEREIN IS PROTECTED BY LAW, INCLUDING BUT NOT LIMITED TO, COPYRIGHT LAW, AND NONE OF SUCH INFORMATION MAY BE COPIED OR OTHERWISE REPRODUCED, REPACKAGED, FURTHER TRANSMITTED, TRANSFERRED, DISSEMINATED, REDISTRIBUTED OR RESOLD, OR STORED FOR SUBSEQUENT USE FOR ANY SUCH PURPOSE, IN WHOLE OR IN PART, IN ANY FORM OR MANNER OR BY ANY MEANS WHATSOEVER, BY ANY PERSON WITHOUT MOODY'S PRIOR WRITTEN CONSENT.

CREDIT RATINGS AND MOODY'S PUBLICATIONS ARE NOT INTENDED FOR USE BY ANY PERSON AS A BENCHMARK AS THAT TERM IS DEFINED FOR REGULATORY PURPOSES AND MUST NOT BE USED IN ANY WAY THAT COULD RESULT IN THEM BEING CONSIDERED A BENCHMARK.

All information contained herein is obtained by MOODY'S from sources believed by it to be accurate and reliable. Because of the possibility of human or mechanical error as well as other factors, however, all information contained herein is provided "AS IS" without warranty of any kind. MOODY'S adopts all necessary measures so that the information it uses in assigning a credit rating is of sufficient quality and from sources MOODY'S considers to be reliable including, when appropriate, independent third-party sources. However, MOODY'S is not an auditor and cannot in every instance independently verify or validate information received in the rating process or in preparing the Moody's publications.

To the extent permitted by law, MOODY'S and its directors, officers, employees, agents, representatives, licensors and suppliers disclaim liability to any person or entity for any indirect, special, consequential, or incidental losses or damages whatsoever arising from or in connection with the information contained herein or the use of or inability to use any such information, even if MOODY'S or any of its directors, officers, employees, agents, representatives, licensors or suppliers is advised in advance of the possibility of such losses or damages, including but not limited to: (a) any loss of present or prospective profits or (b) any loss or damage arising where the relevant financial instrument is not the subject of a particular credit rating assigned by MOODY'S.

To the extent permitted by law, MOODY'S and its directors, officers, employees, agents, representatives, licensors and suppliers disclaim liability for any direct or compensatory losses or damages caused to any person or entity, including but not limited to by any negligence (but excluding fraud, willful misconduct or any other type of liability that, for the avoidance of doubt, by law cannot be excluded) on the part of, or any contingency within or beyond the control of, MOODY'S or any of its directors, officers, employees, agents, representatives, licensors or suppliers, arising from or in connection with the information contained herein or the use of or inability to use any such information.

NO WARRANTY, EXPRESS OR IMPLIED, AS TO THE ACCURACY, TIMELINESS, COMPLETENESS, MERCHANTABILITY OR FITNESS FOR ANY PARTICULAR PURPOSE OF ANY CREDIT RATING OR OTHER OPINION OR INFORMATION IS GIVEN OR MADE BY MOODY'S IN ANY FORM OR MANNER WHATSOEVER.

Moody's Investors Service, Inc., a wholly-owned credit rating agency subsidiary of Moody's Corporation ("MCO"), hereby discloses that most issuers of debt securities (including corporate and municipal bonds, debentures, notes and commercial paper) and preferred stock rated by Moody's Investors Service, Inc. have, prior to assignment of any rating, agreed to pay to Moody's Investors Service, Inc. for ratings opinions and services rendered by it fees ranging from \$1,000 to approximately \$2,700,000. MCO and MIS also maintain policies and procedures to address the independence of MIS's ratings and rating processes. Information regarding certain affiliations that may exist between directors of MCO and rated entities, and between entities who hold ratings from MIS and have also publicly reported to the SEC an ownership interest in MCO of more than 5%, is posted annually at www.moody.com under the heading "Investor Relations — Corporate Governance — Director and Shareholder Affiliation Policy."

Additional terms for Australia only: Any publication into Australia of this document is pursuant to the Australian Financial Services License of MOODY'S affiliate, Moody's Investors Service Pty Limited ABN 61 003 399 657 AFSL 336969 and/or Moody's Analytics Australia Pty Ltd ABN 94 105 136 972 AFSL 383569 (as applicable). This document is intended to be provided only to "wholesale clients" within the meaning of section 761G of the Corporations Act 2001. By continuing to access this document from within Australia, you represent to MOODY'S that you are, or are accessing the document as a representative of, a "wholesale client" and that neither you nor the entity you represent will directly or indirectly disseminate this document or its contents to "retail clients" within the meaning of section 761G of the Corporations Act 2001. MOODY'S credit rating is an opinion as to the creditworthiness of a debt obligation of the issuer, not on the equity securities of the issuer or any form of security that is available to retail investors.

Additional terms for Japan only: Moody's Japan K.K. ("MJKK") is a wholly-owned credit rating agency subsidiary of Moody's Group Japan G.K., which is wholly-owned by Moody's Overseas Holdings Inc., a wholly-owned subsidiary of MCO. Moody's SF Japan K.K. ("MSFJ") is a wholly-owned credit rating agency subsidiary of MJKK. MSFJ is not a Nationally Recognized Statistical Rating Organization ("NRSRO"). Therefore, credit ratings assigned by MSFJ are Non-NRSRO Credit Ratings. Non-NRSRO Credit Ratings are assigned by an entity that is not a NRSRO and, consequently, the rated obligation will not qualify for certain types of treatment under U.S. laws. MJKK and MSFJ are credit rating agencies registered with the Japan Financial Services Agency and their registration numbers are FSA Commissioner (Ratings) No. 2 and 3 respectively.

MJKK or MSFJ (as applicable) hereby disclose that most issuers of debt securities (including corporate and municipal bonds, debentures, notes and commercial paper) and preferred stock rated by MJKK or MSFJ (as applicable) have, prior to assignment of any rating, agreed to pay to MJKK or MSFJ (as applicable) for ratings opinions and services rendered by it fees ranging from JPY125,000 to approximately JPY250,000,000.

MJKK and MSFJ also maintain policies and procedures to address Japanese regulatory requirements.

Contacts

Simon Boemer +49.69.70730.892
Associate Analyst
simon.boemer@moodys.com